



EVA.7



CONTROL UNITS:

EVA.7 ————— CP.EVA



ROAD BARRIERS

control unit with integrated receiver and absolute encoder
built-in battery charger
external release
2 standard 480 mm springs included



for passages up to 7 m

BENINCA

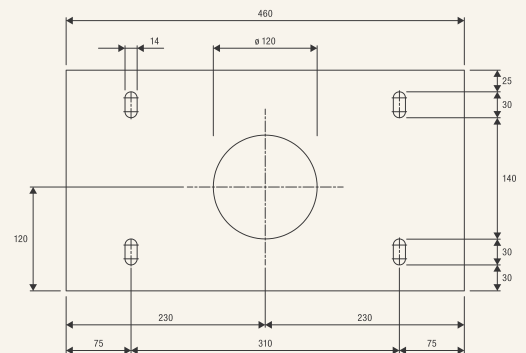
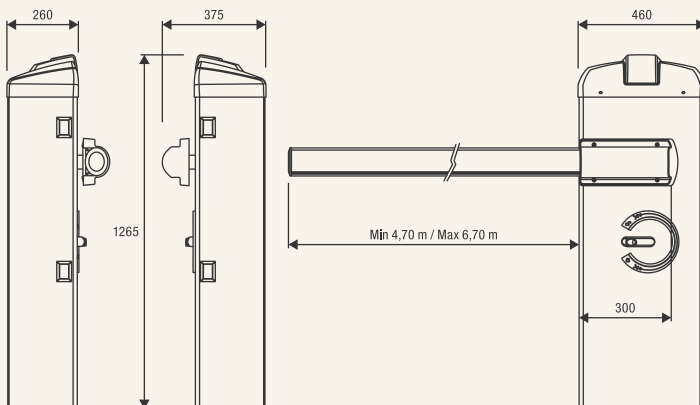
100%
Made in Italy




24 Vdc | intensive use

- 24 Vdc electromechanical barrier for intensive use with control unit with integrated receiver, battery charger and extended range switching power supply from 100 to 250 VAC, 50/60 Hz
- Integrated absolute encoder, which ensures greater precision in slowdowns and advanced control of the boom movement so that it never loses the reference position of the boom even if there is a power cut or the automatic device is released
- Integrated STC System for precise torque calculation
- Easy installation and possibility of quick connection for operation of opposed barriers, thanks to the SIS accessory board
- Reduced energy use on stand-by
- Possibility to install FTC.S photocells using concealed system so that they are perfectly integrated
- Integrated flashing lamp (requires EVA.LAMP accessory)


Foundation plate not included




VE.P650

**EVA7.A**

Painted elliptical aluminium arm complete with cap, profile in shock-proof rubber (L. 7 m).

**EVA7.A2**

Painted elliptical aluminium arm cut into two pieces measuring 3.5 m each. Equipped with joint.

**EVA7.G**

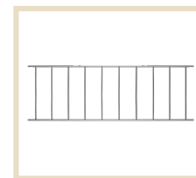
Aluminium joint.

**VE.P650**

Foundation plate with coach screws.

**VE.AM**

Mobile support for arms.

**VE.RAST**


Aluminium rack L= 2 m. H= 60 cm

**EVA.AF**

Painted fixed support.

**EVA.L8**

Set of lights for rods. L = 11 m.

**EVA.LAMP**

Circuit for flashing light.

**EVA.SUP**

Support for EVA internal accessories.

**VE.CS**

Traffic-light control unit for LED.TL.

**LED.TL**

2 light 230 Vac LED traffic light.

**EVA.KM**

364 mm spring.

**SIS**

Quick connection electronic board that allows synchronised movement of 2 automation devices (opposed barriers). One board for each motor is necessary.

**DA.2S**

Electronic board that allows synchronised movement of 2 automation devices (opposed barriers).

**VE.KM1HN**


Single channel loop detector.

VE.KM2HN

Two channels loop detector.

**FTC.S**

24 Vac/dc surface mounting photocell. It is possible to synchronise up to 4 pairs of photocells.

**EVA.CAT7**

Set of 20 adhesive refractor strips.

AUTOMATISMI BENINCÀ SpA • Via del Capitello, 45 • 36066 Sandrigo (VI) ITALY • T +39 0444 751030 • sales@beninca.com

□ **WITHOUT ACCESSORIES**

BAR LENGTH (m)	TYPE OF SPRING	APPROX TENSIONING OF THE SPRING (mm)	
		EVA.KM	STANDARD SPRING
5	STANDARD SPRING	---	35
5,5	STANDARD SPRING	---	90
6	EVA.KM + STANDARD SPRING	31	15
6,5	N° 2 STANDARD SPRINGS	---	5 / 5
7	N° 2 STANDARD SPRINGS	---	35 / 35

□ **WITH ACCESSORIES:** CAP, EVA.L, SC.RES/VE.RAST, VE.AM

BAR LENGTH (m)	TYPE OF SPRING	APPROX TENSIONING OF THE SPRING (mm)	
		EVA.KM	STANDARD SPRING
5	STANDARD SPRING	---	35
5,5	EVA.KM + STANDARD SPRING	---	90
6	N° 2 STANDARD SPRINGS	31	15
6,5	N° 2 STANDARD SPRINGS	---	5 / 5
7	---	---	35 / 35

Attention: The installation of the VE.RAST interferes with the use of the SC.RES and vice versa. The installation of the EVA.L8 lights kit does not influence the balancing of the bar.

TECHNICAL DATA

	EVA.7
Power supply	100 ÷ 250 Vac (50-60Hz)
Motor supply	24 Vdc
Max absorbed current	1.6 A
Power consumption in stand-by	40 mA
Torque	285 Nm
Opening time	3.5" ÷ 6"
Duty cycle	intensive use
Protection level	IP44
Operating temperature	-20°C /+50°C
Weight	78.4 kg
Items no. per pallet	6